

Communication Networks (0368-3030) / Spring 2011

The Blavatnik School of Computer Science,
Tel-Aviv University

Allon Wagner

A decorative graphic consisting of several horizontal lines of varying lengths and colors (teal, light blue, white) extending from the right side of the slide towards the center.

Staff

- Lecturer: Dr. Eliezer Dor
 - [eliezer.dor @ gmail](mailto:eliezer.dor@gmail.com)
 - Office hours: by appointment
- Teaching Assistant: Allon Wagner
 - [allonwag @ post](mailto:allonwag@post.tau.ac.il)
 - Office hours: Mon. 12-13 Orenstein 410, or by appointment
- HW Grader:
 - Michael Shifman
 - shifman@mail.tau.ac.il

Homework

- 3 practical assignments
 - “hands-on” network programming
 - C / C++
- 4-5 theoretical assignments
 - will probably include some guided-reading – bonus points
 - Guided-reading is considered part of the material for the final exam
- Moodle forum for HW related questions

Requirements & Grading

- Final Exam 60%
- Practical HW assignments 20%
- Theoretical HW assignments 20%

- Submission of all the assignments is mandatory
- HW may be submitted in pairs
- There will be a closed-books final exam
 - You may bring 4 pages (i.e. 2 two-sided sheets) with you to the exam

Textbooks & Online Material

- Course website:
<http://www.cs.tau.ac.il/~allonwag/comnet2013A/index.html>
- Main textbook:
 - Computer Networking: A Top-down Approach, by J. F. Kurose and K. W. Ross (3rd edition or later).
- Other references:
 - Computer Networks, by A. S. Tanenbaum (4th edition or later).
 - Computer Networks: A Systems Approach, by L. L. Peterson and B. S. Davie (3rd edition or later).
 - An Engineering Approach to Computer Networking, by S. Keshav.
- Wikipedia, and lots of online material

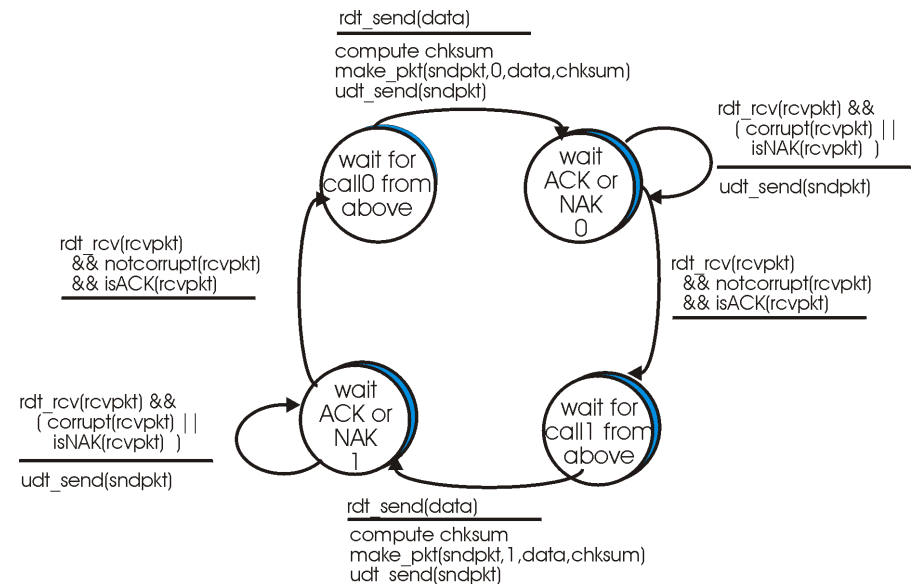
Why study computer networks?

- An interface between theory (algorithms, mathematics) and practice
 - Understanding the design principles of a truly complex system
 - Industry-relevant knowledge
 - Fun!
-
- Challenges in teaching computer networks
 - Students' feedback

Introduction

Protocols

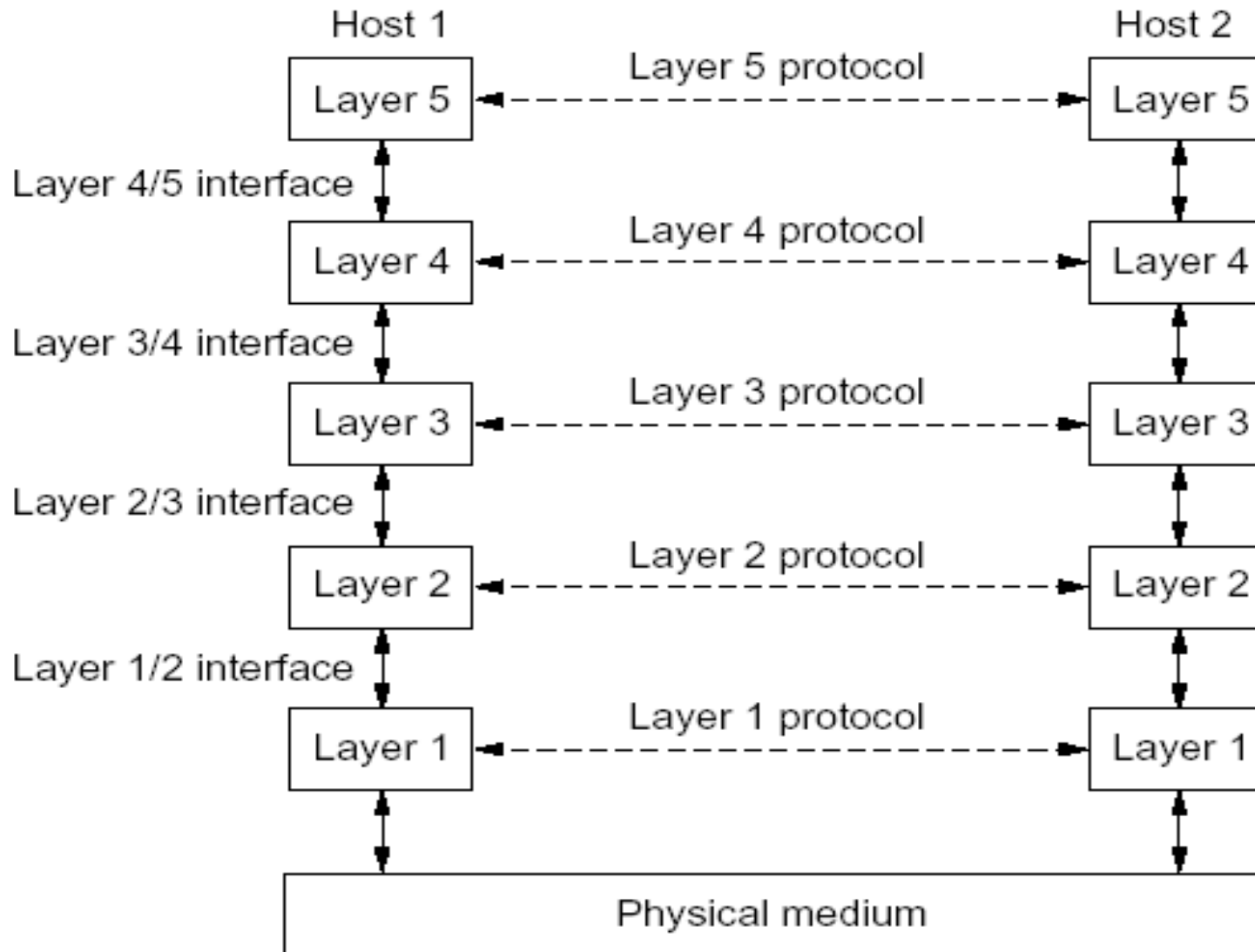
- A protocol defines:
 - Format (Syntax)
 - Conversation logic
 - → Finite state machine!
- Open/ proprietary



Networking is a complex task

- Solution: modularity
 - Layering
 - Transparency
 - Each layer is dependent only on the interfaces defined by the layers above and below it
 - Each layer “talks” only to its equivalent on the remote side
 - Each layer is implemented by a protocol

Layering

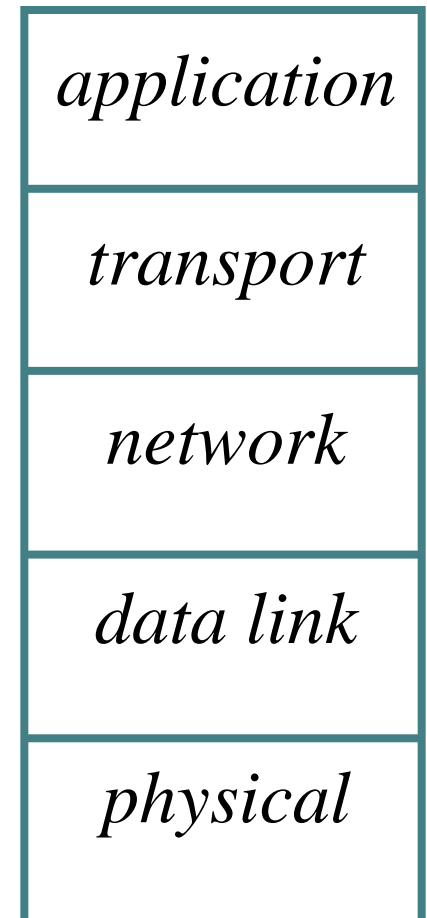


Layering Models

- OSI Reference Model
 - 7 layers
 - Defined by ISO (International Standards Organization)
 - Widely used as a reference model, but seldom implemented
- TCP/IP Reference Model
 - 5 layers
 - Protocols came first, the model is actually a description of their workings.
 - The TCP/IP suite is the backbone of today's Internet.

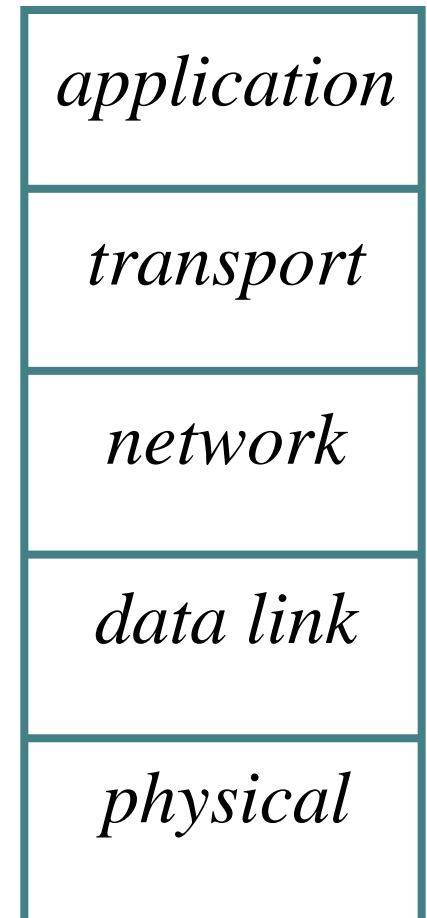
Overview of the 5-layers model

- Physical layer
 - Transmits raw bits over a communication channel
- Data link layer
 - Control layer over the physical layer
 - Framing
- Network layer
 - Delivers packets from source to destination across the network
 - Routing vs. Forwarding
 - In TCP/IP: IP is the forwarding protocol



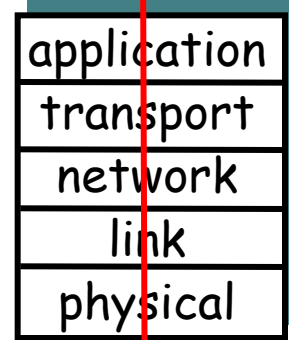
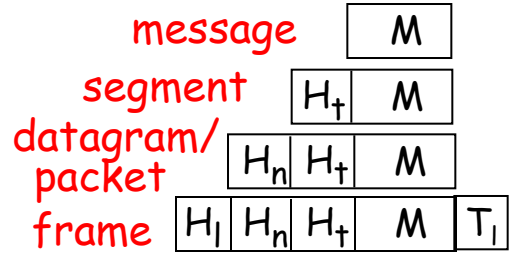
Overview of the 5-layers model (cont.)

- Transport layer
 - Delivers data between a program on the source machine to a peer program on the host machine.
 - First end-to-end layer!
 - In TCP/IP:
 - TCP: reliable, connection-oriented
 - UDP: unreliable, connectionless
- Application layer
 - A protocol (sometimes a protocol stack) to implement the desired application service.
 - Examples:
 - Mail: SMTP, POP3, IMAP
 - Remote control: Telnet
 - File transfer and sharing: FTP, Bittorrent
 - Instant messaging: XMPP (Jabber)



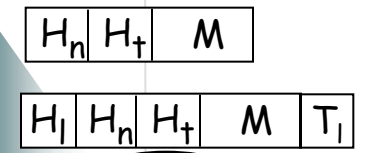
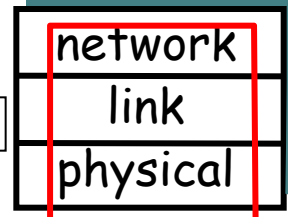
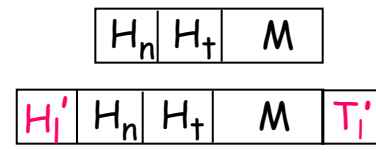
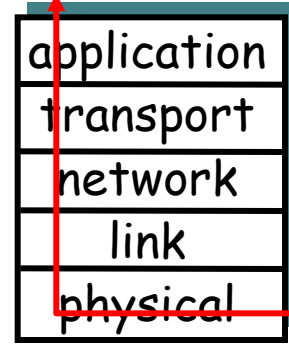
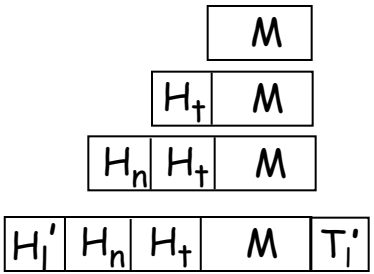
Encapsulation

source host



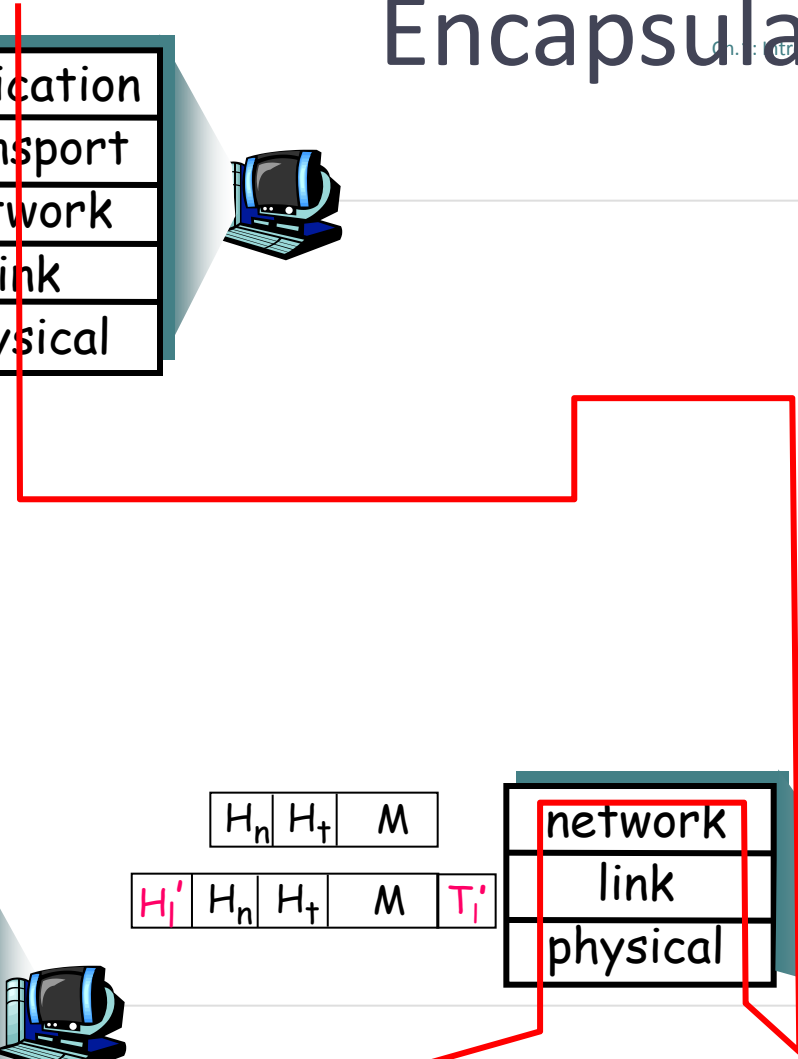
M – message
 H_t – transport header
 H_n – network header
 H_l – link header
 T_l – link trailer

destination host



router

1011.....



HW Objective: Write a network application

- Design an application protocol
 - Syntax
 - Semantics
 - Conversation logic
- Implement via socket programming
 - An interface to the OS's transport layer

Socket Programming – Part I

Recommended References:

Beej's Guide to Network Programming

<http://beej.us/guide/bgnet/>

Unix Network Programming \ W. Richard Steven

Slides for this topic, as well as other topics along the course, are partly based on the work of previous teaching assistants to this course: Hillel Avni, Yahav Nussbaum, David Raz, Motti Sorani, Alex Kesselman.

IP Address / Domain Names

- “Uniquely” identifies a “host” on the network
 - Not really, we’ll get to that later in the course
- A 32-bit number
 - For convenience represented as 4 numbers in the range 0-255
 - e.g. 132.67.192.133
- Domain names
 - 132.67.192.133 = nova.cs.tau.ac.il

Port

- A 16-bit number (i.e., 0-65535)
- Identifies a service on the host
 - Again, not quite, we'll get to that later, blah-blah.
 - For instance: HTTP = 80, SMTP = 25, Telnet = 23
- A socket is a combination of IP + port
 - 132.67.192.133 : 80

Port (cont.)

- The server listens on a certain port
- The client randomly chooses a port to which the server answers
- For instance
94.127.73.5 : 1902 \leftrightarrow 132.67.192.133 : 80

Relevant Headers

- `#include <sys/socket.h>`
 - Sockets
- `#include <netinet/in.h>`
 - Internet addresses
- `#include <arpa/inet.h>`
 - Working with Internet addresses
- `#include <netdb.h>`
 - Domain Name Service (DNS)
- `#include <errno.h>`
 - Working with `errno` to report errors

Address Representation

```
struct sockaddr {  
    u_short sa_family;  
    char sa_data[14];  
};
```

- sa_family
 - specifies which address family is being used
 - determines how the remaining 14 bytes are used

Address Representation – Internet Specific

```
struct sockaddr_in {
    short sin_family; /* = AF_INET */
    u_short sin_port;
    struct in_addr sin_addr;
    char sin_zero[8]; /* unused */
};
```

```
struct in_addr {
    uint32_t s_addr;
}
```

- Except for `sin_family`, all contents are in **network order**

Big Endian / Little Endian

- Memory representation of multi-byte numbers:
 - $2882400018_{10} = \text{ABCDEF12}_{16}$
 - Big Endian: 0xAB CD EF 12
 - Little Endian: 0x 12 EF CD AB
- Hosts on the web use both orders
- On the network all use big endian (= network order).
- Numbers used for port number, IP etc. should thus be converted
 - `htonl () / ntohl() / htons() / ntohs()`

Reliable vs. Unreliable Sockets

SOCK_STREAM	SOCK_DGRAM
reliable transport	unreliable transport
connection-oriented	connectionless
keeps state	stateless
more resources needed	lightweight
TCP	UDP

Session overview

- We will start with reliable transport (TCP)

Client	TCP	Server
		socket()
		bind()
socket()		listen()
connect()	← session setup →	accept()
send()	data transfer →	recv()
recv()	← data transfer	send()
close()	←terminate session→	close()

Socket Creation – `socket()`

- `int socket(int domain, int type, int protocol);`
- domain: `PF_INET` for IPv4
- type: for our purposes either **`SOCK_STREAM`** or **`SOCK_DGRAM`**
- protocol: can be set to 0 (default protocol)
- Returns the new socket descriptor to be used in subsequent calls, or -1 on error (and `errno` is set accordingly).
- Don't forget to close the socket when you're done with it

Bind socket to IP and port – bind()

- `int bind(int sockfd, const struct sockaddr *my_addr, socklen_t addrlen);`
- `sockfd` : socket descriptor
- `my_addr`: address to associate with the socket
 - The IP portion often set to `INADDR_ANY` which means “local host”
- `addrlen`: set to `sizeof(my_addr)`
- Returns 0 on success, or -1 on error (and `errno` is set accordingly).

Wait for an incoming call – listen()

- `int listen(int sockfd, int backlog);`
- `sockfd` : socket descriptor
- `backlog`: number of pending clients allowed, before starting to refuse connections.
- Returns 0 on success, or -1 on error (and `errno` is set accordingly).

Accept an incoming connection – `accept()`

- `int accept(int sockfd, struct sockaddr *addr, socklen_t *addrlen);`
- `sockfd` : socket descriptor
- `addr`: filled in with the address of the site that's connecting to you.
- `addrlen`: filled in with the `sizeof()` the structure returned in the `addr` parameter
- Returns the newly connected socket descriptor, or -1 on error, with `errno` set appropriately.
- Don't forget to close the returned socket when you're done with it

Server-side example

```
sock = socket(PF_INET, SOCK_STREAM, 0);

myaddr.sin_family = AF_INET;
myaddr.sin_port = htons( 80 );
myaddr.sin_addr = htonl( INADDR_ANY );

bind(sock, &myaddr, sizeof(myaddr));

listen(sock, 5);

sin_size = sizeof(struct sockaddr_in);
new_sock = accept(sock, (struct sockaddr*)
    &their_addr, &sin_size);
```

- In real-life code, don't forget to check for errors

Session overview

- Reliable transport (TCP)

Client	TCP	Server
		socket()
		bind()
socket()		listen()
connect()	← session setup →	accept()
send()	data transfer →	recv()
recv()	← data transfer	send()
close()	←terminate session→	close()

Connect to a listening socket – connect()

- `int connect(int sockfd, const struct sockaddr *serv_addr, socklen_t addrlen);`
- `sockfd` : socket descriptor
- `serv_addr`: the address you're connecting to.
- `addrlen`: filled with `sizeof(serv_addr)`
- Returns 0 on success, or -1 on error (and `errno` is set accordingly).
- Most of the times, no `bind()` is required on the client side:
 - If `bind()` wasn't called, the local IP address and a random high port are used.

Client-side example

```
sock = socket(PF_INET, SOCK_STREAM, 0);  
  
dest_addr.sin_family = AF_INET;  
dest_addr.sin_port = htons(80);  
dest_addr.sin_addr = htonl(0x8443FC64);  
  
connect(sock, (struct sockaddr*)  
        &dest_addr, sizeof(struct sockaddr));
```

- In real-life, the server's IP is not hard-coded
- In real-life code, don't forget to check for errors

Session overview

- Once the session is initiated, both parties are equal:
 - Both can send and receive data
 - Both can decide it's time to close the connection
- As long as the listening socket is open, it can accept new incoming clients
 - by calling `accept()`

Active	Passive
<code>socket()</code>	<code>socket()</code>
...	<code>bind()</code>
...	<code>listen()</code>
<code>connect()</code>	<code>accept()</code>
Connected	
<code>close()</code>	<code>close()</code>
...	...
...	<code>accept()</code>

Closing a connection – close()

- `int close(int sockfd);`
- `sockfd` : socket descriptor
- returns 0 on success, or -1 on error (and `errno` is set accordingly)
- After we close a socket:
 - If the remote side calls `recv()`, it will return 0.
 - If the remote side calls `send()`, it will receive a signal `SIGPIPE` and `send()` will return -1 and `errno` will be set to `EPIPE`.
- `shutdown()` can be used to close only one side of the session
 - Rarely used
 - Refer to the man pages

Session overview

- Unreliable transport (UDP)

Client	UDP	Server
		socket()
socket()		bind()
sendto()	data transfer →	recvfrom()
recvfrom()	← data transfer	sendto()
close()		close()

Sending data (TCP + UDP)

- TCP: `ssize_t send(int socket, const void *buffer, size_t length, int flags);`
- UDP: `ssize_t sendto(int socket, const void *buffer, size_t length, int flags, const struct sockaddr *dest_addr, socklen_t dest_len);`
- `buffer, length`: buffer of the data to send, and number of bytes to send from it.
- `flags`: send options. Refer to the man pages. Use 0 for “no options”.
- In unconnected sockets (UDP) you specify the destination in each `sendto()`.

Partial send

- `send()` and `sendto()` return the number of bytes actually sent, or -1 on error (and `errno` is set accordingly).
- The number of bytes actually sent might be less than the number you asked it to send.

A code considering that

(Use it for TCP. For UDP it makes less sense – we will discuss later)

```
int sendall(int s, char *buf, int *len) {
    int total = 0;           // how many bytes we've sent
    int bytesleft = *len;   // how many we have left to send
    int n;

    while(total < *len) {
        n = send(s, buf+total, bytesleft, 0);
        if (n == -1) { break; }
        total += n;
        bytesleft -= n;
    }
    *len = total; // return number actually sent here
    return n == -1 ? -1:0; // -1 on failure, 0 on success
}
```

Source: **Beej's Guide to Network Programming**

Receiving data (TCP + UDP)

- TCP: `ssize_t recv(int socket, void *buffer, size_t length, int flags);`
- UDP: `ssize_t recvfrom(int socket, void *buffer, size_t length, int flags, struct sockaddr *from_addr, socklen_t from_len);`
- buffer, length: allocated space for the received data, and its size (= max data received by this call)
- flags: receive options. Refer to the man pages. Use 0 for “no options”.

Receiving data (TCP + UDP) (cont.)

- `recv()` and `recvfrom()` return the number of bytes received, or -1 if an error occurred (and `errno` is set accordingly).
- In TCP sockets, 0 is returned if the remote host has closed its connection.
 - This is often used to determine if the remote side has closed the connection.
- In unconnected sockets (UDP) `from_addr` will hold upon return the source address of the received message.
- `from_len` should be initialized before the call to `sizeof(from_addr)`. It is modified on return to indicate the actual size of the address stored in `from_addr`.

Translating a host name to an IP address

- `struct hostent *gethostbyname(const char *name);`
 - `deprecated`
- `int getaddrinfo(const char *hostname, const char *servname, const struct addrinfo *hints, struct addrinfo **res);`
- Supports many options and thus seems complex, but basic use is simple.
 - Refer to Beej's guide for more info and for a simple example of its use:
<http://beej.us/guide/bgnet/output/html/multipage/getaddrinfo.man.html>
- Don't forget to use `freeaddrinfo()` to release memory when you're done with `getaddrinfo`'s result.

Other Useful Functions

- `inet_ntop()`, `inet_pton()`
 - Convert IP addresses to human-readable text and back
- `getpeername()`
 - Return address info about the remote side of the connection.
 - Used after calling `accept()` (server) or `connect()` (client)
- `gethostname()`
 - returns the standard host name for the current processor

What do we send?

Tips for defining a protocol

Binary protocols

- Uniform endianness for numbers
- String representation:
 - Bad: decide on maximal length
hello =
0x 68 65 6C 6C 6F 00 00 00 00
 - Better: use a length field
hello =
0x 05 00 68 65 6C 6C 6F
(note that the integer is in little endian)
- Length field can also be applied to fields of variable length (e.g., options)

An example:

- A DNS response for the query `www.icann.org`:

```
91 73 81 80 00 01 00 01 00 00
00 00 03 77 77 77 05 69 63 61
6e 6e 03 6f 72 67 00 00 01 00
01 c0 0c 00 01 00 01 00 00 02
58 00 04 c0 00 20 07
```
- For instance, bytes 0-1 are transaction ID, bytes 2-3 hold various flags.
- Text view:

```
.S.....WWW
.icann.org..... X....
```

Textual Protocols – An example

HTTP request for the page

<http://www.ietf.org/rfc/rfc3514.txt>

GET /rfc/rfc3514.txt HTTP/1.1

Host: www.ietf.org

Accept:

text/html,application/xhtml+xml,application/xml;q=0.9,*/*;q=0.8

Accept-Language: en-us,en;q=0.5

Accept-Encoding: gzip,deflate

Accept-Charset: ISO-8859-1,utf-8;q=0.7,*;q=0.7

Keep-Alive: 115

Connection: keep-alive

The response:

HTTP/1.1 200 OK

Date: Sun, 13 Feb 2011 14:32:45 GMT

Last-Modified: Fri, 28 Mar 2003
18:36:14 GMT

Content-Encoding: gzip

Content-Length: 4486

Keep-Alive: timeout=15, max=100

Connection: Keep-Alive

Content-Type: text/plain

Know the difference between TCP and UDP

TCP

- Reliable
- Transfers a *stream* of data
 - `send()` and `recv()` do not necessarily match message boundaries!
 - Can receive multiple messages together / parts of messages.
 - The application protocol must define a way to separate messages within the stream.
- Affected by congestion – avoidance mechanism etc.

UDP

- Unreliable
 - Should consider that when working with UDP
 - e.g., set a timeout when sending a query and waiting for a response
- Transfers *datagrams*

Word of caution - packing

- Assume you want to have a struct represent your protocol header (or part of it)

```
struct ProtocolHeader {  
    unsigned short datagramLength;  
    unsigned short datagramType;  
    unsigned char flag;  
    //...  
};
```


Word of caution – packing (cont.)

- Compiler may add padding to guarantee alignment
 - Simply sending the struct “as-is” is not portable
- Output:
 - 0 4 8 16
 - S's size is: 24

```
#include <stdio.h>
#include <stddef.h>

struct S {
    short i;           //2 bytes
    int j;             //4 bytes
    char k;            //1 byte
    double l;          //8 bytes
};

int main()
{
    printf("%ld ", offsetof(S, i));
    printf("%ld ", offsetof(S, j));
    printf("%ld ", offsetof(S, k));
    printf("%ld\r\n", offsetof(S, l));
    printf("S's size is: %ld\r\n\r\n", sizeof(S) );
}
```

Word of caution – packing (cont.)

- Possible solution:
use `#pragma pack` and `#pragma pop`
 - Code portability issues
- Output:
 - 0 2 6 7
 - T's size is: 15

```
#include <stdio.h>
#include <stddef.h>

#pragma pack(push, 1)
struct T {
    short i; //2 bytes
    int j;           //4 bytes
    char k;         //1 byte
    double l;       //8 bytes
};
#pragma pack(pop)

int main()
{
    printf("%ld ", offsetof(T, i));
    printf("%ld ", offsetof(T, j));
    printf("%ld ", offsetof(T, k));
    printf("%ld\r\n", offsetof(T, l));
    printf("T's size is: %ld\r\n\r\n", sizeof(T) );
}
```

Socket Programming – Part II

Handling blocking calls

Blocking function calls

- Many of the functions we saw block until a certain event
 - `accept`: until a client initiates a session
 - `connect`: until the connection is (half) established
 - `recv`, `recvfrom`: until a data is received
 - `send`, `sendto`: until data is pushed into the socket's buffer
- For simple programs, blocking is convenient
- What about more complex programs?
 - multiple connections
 - simultaneous sends and receives
 - simultaneously doing non-networking processing

How do we handle blocking?

- Initiate multiple threads
- Do not allow blocking by the use of `fcntl()`
- Call a function only when it's guaranteed not to block
 - `select()`, `pselect()`, `poll()`, `ppoll()`
 - `select()` gets a set of fd's and returns which of them is
 - Read-ready: `recv()` (data socket) or `accept()` (listening socket) will not block
 - Write-ready: `send()` will not block

select()

- `int select(int nfds, fd_set *readfds, fd_set *writelfds, fd_set *exceptfds, struct timeval *timeout);`
- *nfds*: highest-numbered file descriptor in any of the three sets, plus 1.
- *readfds*, *writelfds*, *exceptfds*: sets of *fd*'s to see if they're read-ready, write-ready or except-ready
 - “Exceptional conditions” are not errors, but rather states of the sockets (e.g. TCP's urgent ptr is set).
 - Any set can be replaced with NULL → the corresponding condition will not be checked.

select() (cont.)

- Returns when at least one of the watched fd's becomes ready, or when the timeout expires
 - Returns the total number of ready fd's in all the sets. The sets are changed to indicate which fd's are ready.
 - Returns 0 if timeout expired
 - Returns -1 on error (and errno is set accordingly).

Working with fd_set

- fd_set is just a bit vector
- void **FD_ZERO** (*fd_set *set*)
 - Initializes to an empty set
- void **FD_SET** (*int fd, fd_set *set*)
 - Adds fd to the set
- int **FD_ISSET** (*int fd, fd_set *set*)
 - Returns non-zero value if fd is in the set, 0 otherwise
- void **FD_CLR** (*int fd, fd_set *set*)
 - Removes fd from the set
- stdin, stdout, stderr are associated with fd's 0, 1, 2 respectively

select's timeout argument

```
struct timeval {
    long tv_sec; /* seconds */
    long tv_usec; /* microseconds, always less
    than 10^6 */
};
```

- Pass (0,0) to return immediately
- Pass NULL pointer to wait indefinitely until one of the fd's is ready
- Some OS's decrease the time elapsed, some don't
 - Linux does



select example:

reading from multiple active sockets

```
fd_set read_fds;

// main loop of the program
for(;;) {
    FD_ZERO(&read_fds); //reset fd set
    FD_SET(listening_sock, &read_fds);
    for(/* for each active client with fd = client_sock */) {
        FD_SET(client_sock, &read_fds);
    }
    fdmax = //... the highest fd in read_fds

    select(fdmax + 1, &read_fds, NULL, NULL, NULL);

    if (FD_ISSET(listening_sock , &read_fds)) {
        // listening socket is read-ready: a new client is available.
        // new_client_sock = accept(listening_sock, ...
    }

    for(/* for each active client with fd = client_sock */) {
        if (FD_ISSET(client_sock , &read_fds)) {
            // client socket is read ready - unread data is available
            // nbytes = recv(client_sock, ...
        }
    }
} //END main program loop
```